



Kapsch TrafficCom

# Investor Presentation.

*Challenging the limits of mobility for a healthy world without congestion.*

November 2021



# Disclaimer.

This presentation is made by Kapsch TrafficCom AG ("Kapsch TrafficCom") solely for use at this presentation. It is furnished to you solely for your information and its content may not be copied, distributed, disclosed or otherwise be made available, directly or indirectly, to any other person by any recipient, or published, in whole or in part, for any purpose.

The facts and information contained herein are as up to date as is reasonably possible and are subject to revision in the future. Neither Kapsch TrafficCom nor any of its respective directors, officers, employees or advisors nor any other person makes any representation or warranty, express or implied, as to the accuracy, completeness or fairness of the information or opinions contained in this presentation. Neither Kapsch TrafficCom nor any of its respective directors, officers, employees and advisors nor any other person shall have any liability whatsoever for loss howsoever arising, directly or indirectly, from any use of this presentation.

Whilst all reasonable care has been taken to ensure that the facts stated herein are accurate and that the opinions contained herein are fair and reasonable, this document is selective in nature and is intended to provide an introduction to, and overview of, the business of Kapsch TrafficCom. Where any information and statistics are quoted from any external source, such information or statistics should not be interpreted as having been adopted or endorsed by Kapsch TrafficCom as being accurate. We have not independently verified market data provided by third parties or industry or general publications.

This presentation contains forward-looking statements, based on the beliefs and assumptions currently held by the management of Kapsch TrafficCom, which are expressed in good faith and are in its opinion, reasonable. These statements may be identified by words such as "expectation" or "target" and similar expressions, or by their context.

Forward-looking statements involve known and unknown risks, uncertainties and other factors, which may cause actual results, financial condition, performance, or achievements of Kapsch TrafficCom, or results of our industry generally, to differ materially from the results, financial condition, performance or achievements expressed or implied by such forward-looking statements.

Given these risks, uncertainties and other factors, recipients of this document are cautioned not to place undue reliance on these forward-looking statements. Kapsch TrafficCom disclaims any obligation to update these forward-looking statements to reflect future events or developments.

This presentation does not constitute or form part of any offer or invitation to sell or issue, or any solicitation of any offer to purchase or subscribe for, any securities of Kapsch TrafficCom in any jurisdiction, nor shall part, or all, of this presentation form the basis of, or be relied on in connection with, any contract or investment decision in relation to any securities.

Securities issued by Kapsch TrafficCom have not been and will not be registered under the U.S. Securities Act of 1933, as amended, or any U.S. state securities law.

The distribution of this presentation in other jurisdictions may be restricted by law and persons into whose possession this presentation comes should inform themselves about, and observe, any such restrictions. By accepting this presentation, you agree to be bound by the foregoing instructions and restrictions.

# Kapsch TrafficCom.

At a glance.

## Provider of Intelligent Transportation Solutions (ITS)

Segment Tolling: ~ 70% of revenues

Segment Traffic Management: ~ 30% of revenues

## System integrator with in-house production

## Technological forerunner: electronic tolling pioneer

## Listed at Vienna Stock Exchange.

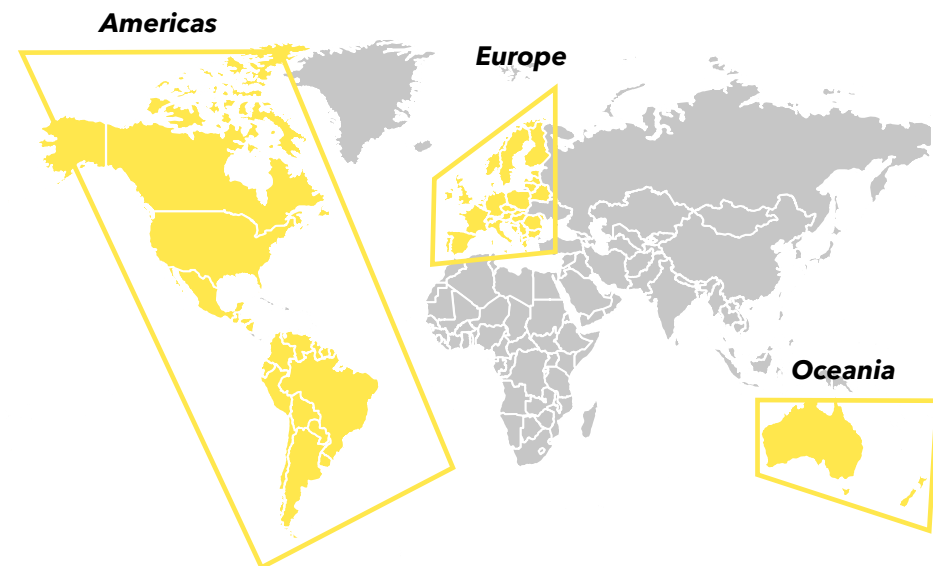
IPO in June 2007

Prime segment

Free float of 36.7%

KAPSCH Group holds 63.3%

## Regional focus markets.



**505mn**

-31%

**Revenues**

FY 2020/21

**-123mn**

-314%

**EBIT**

FY 2020/21

**4,657**

-9%

**Employees**

March 31, 2021

**25 countries**

**Global presence**

March 31, 2021

**4.4bn**

**Addressable market**

in year 2020

# Reporting segments.

## TOLLING

- Pioneer and technology leader in electronic toll collection.
- Unique experience in nation-wide toll systems.

### **Electronic toll collection.**

#### Technology:

- > Microwave (DSRC)
- > Satellite (GNSS)
- > Video
- > Mobile tolling
- > eVignette

#### Applications:

- > Multi-lane free-flow (MLFF)
- > Demand management
  - Congestion charging
  - Managed lanes (tolled)

### **Plaza tolling.**

### **Tolling services.**

## TRAFFIC MANAGEMENT

- Combines conventional traffic management with smart traffic solutions, demand management and data services.

### **Traffic management.**

- > Highway
- > Tunnels/bridges
- > Urban
- > Corridors
- > C-ITS / connected mobility

### **Demand management.**

- > Urban access management (non-charging)
- > Managed lanes (non-charging)
- > Cross-domain policy setter (CDPS) - new, to be developed



# Market: regional focus.

## Americas

## Europe

## Oceania

### Regional reporting

- EMEA  
(Europe, Middle East, Africa)
- Americas  
(North, Central and South America)
- APAC  
(Asia-Pacific)

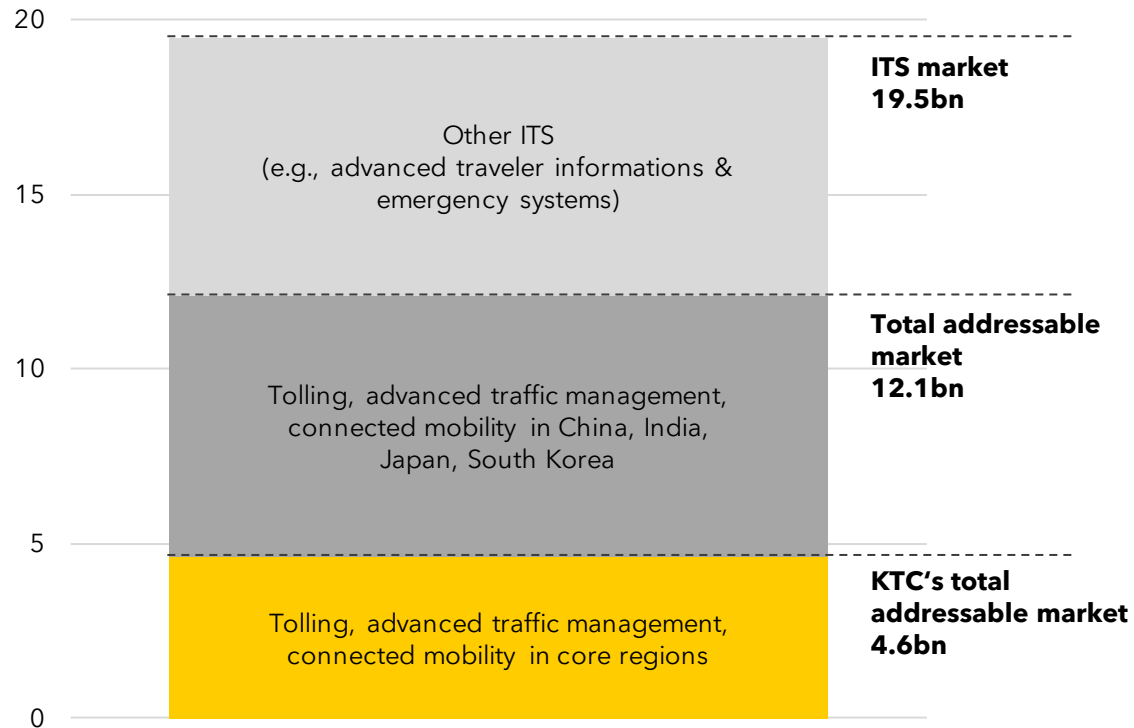
### Competition

- Fragmented market:
  - Regionally
  - By solutions/applications
  - By technology
- Many competitors are (a rather small) part of a larger group.

# Market: volume.

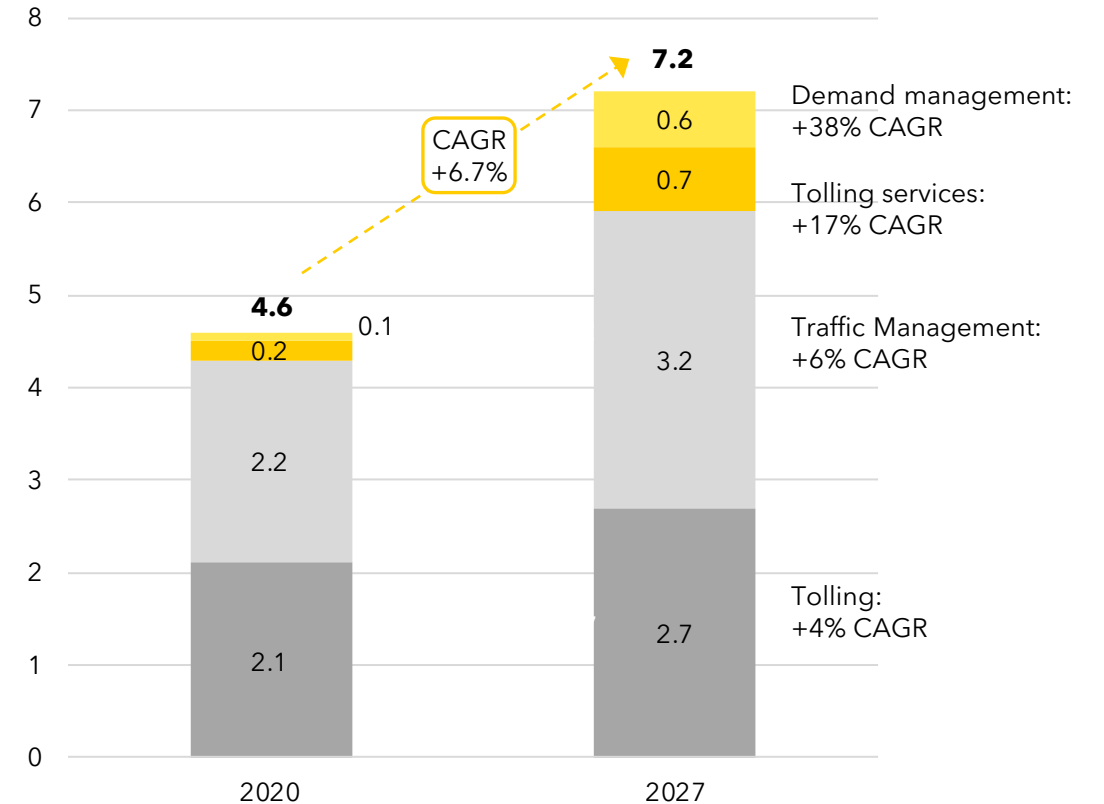
Target market and expected market development.

## Total addressable market for Kapsch TrafficCom in year 2020.



Source: Kapsch TrafficCom, Grand View Research, ABI Research

## KTC's total addressable market 2020-2027. (In € billion)



# Market: drivers.

## **Infrastructure demand & funding.**

Growing car park and traffic volumes  
E-vehicles → lower fuel tax income

## **Urbanization.**

60% of population in cities by 2030  
70% by 2050

## **Privacy.**

Data privacy becoming more important

## **New transportation modes & services.**

New, shared transportation modes  
Electrification of transportation

## **Ecological footprint.**

European Green Deal  
CO<sub>2</sub>, particulate matter, noise

## **Connected mobility.**


Rapid evolution of network technology  
and autonomous vehicles and driving

## **Data & artificial intelligence (AI).**

Emergence of vehicle data hubs.  
AI for analytics, simulation and prediction

## **Shift in business.**

From hardware to software platforms  
Smart infrastructure



# Business model.

## Overview.

- Cover the customers' entire value chain as a one-stop-shop.
- High degree of flexibility for responding to customer needs: From components, to building complete turnkey systems, to operating them.

### **Components.**

Develop, produce (Austria, Canada) or source:

- In-vehicle components
  - On-board units, transponders
- Road-side components
  - Transceivers, readers, cameras, sensors
- Traffic controllers

### **Implementation.**

Planning/design/installation of systems and applications

- System integrator
  - Own core technology
  - Subcontractors and partners as required
- Project and supplier management
- Installations are transferred to the customer upon completion

### **Operations.**

- Technical operations
  - Monitoring, maintenance, improvement of a system
- Commercial operations
  - Includes the planning and realization of sales offices, call center services, web portals, implementation of payment systems
- Compensation regardless of traffic volume

### **Tolling services.**

- Europe:
  - European Electronic Toll Service (EETS)
  - Tolling services for passenger vehicles
- USA:
  - Toll road payments app

***End-to-end solutions as a one-stop shop***



# Business model.

*System integrator with in-house production of hardware and software.*



## **HARDWARE.**

### ***In-vehicle products.***

On-board units, transponders

### ***Radio frequency field products.***

Transceivers, readers

### ***Traffic management products.***

Controllers

### ***Video and sensor products.***

Cameras, vehicle detection and classification systems



## **SOFTWARE.**

### ***Commercial back office (tolling).***

### ***Traffic management (DYNAC® and EcoTrafIX™).***

### ***Enforcement (image processing suite).***

### ***Platform for connected mobility.***

# Goals.

## OUTLOOK TO FY 2021/22.

01

**Revenues: +10% to about 550mn.**

02

**EBIT margin: about 3%.**

03

**Focus on cost discipline and new business.**

## GOALS 2027.

01

**Revenues > 1b.**

02

**Double-digit EBIT margin.**

03

**Equity ratio > 30%.**

04

**CO2-neutral company.**

05

**Above-average contribution to reducing environmental pollution.**

# Highlights.

**H1**  
**2021/22**



Stable revenues.



Successful restructuring: EBIT positive in both segments.



Stable gearing ratio.

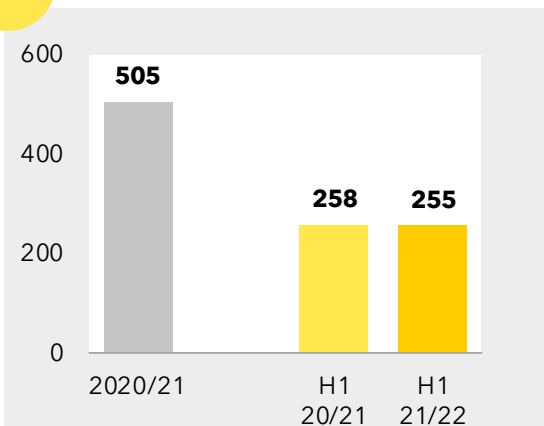


Internally financed repayment of financing tranches led to a balance sheet reduction.

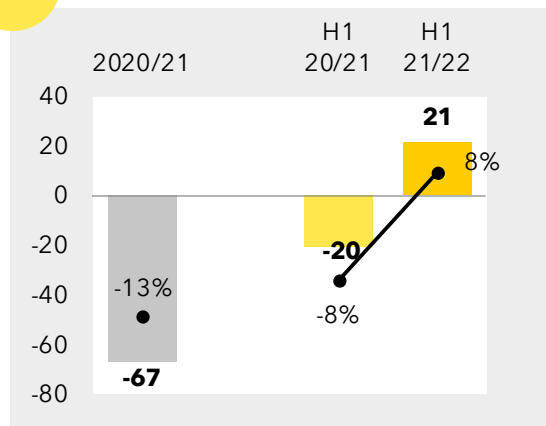
# Financials: at a glance.

All figures in € million unless otherwise stated.

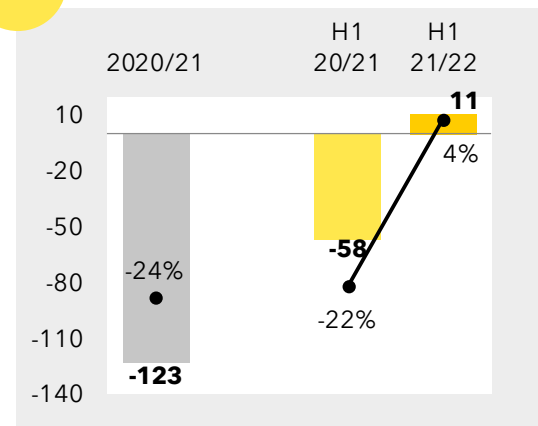
## Revenues.



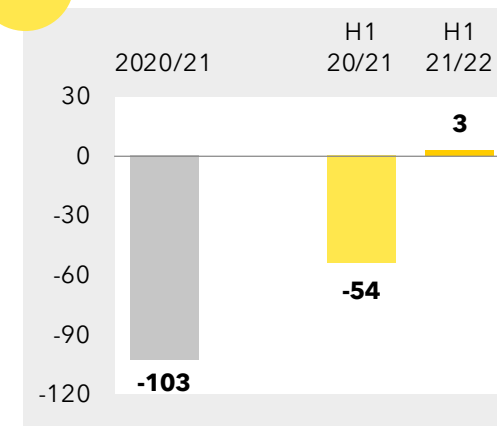
## EBITDA, EBITDA margin.



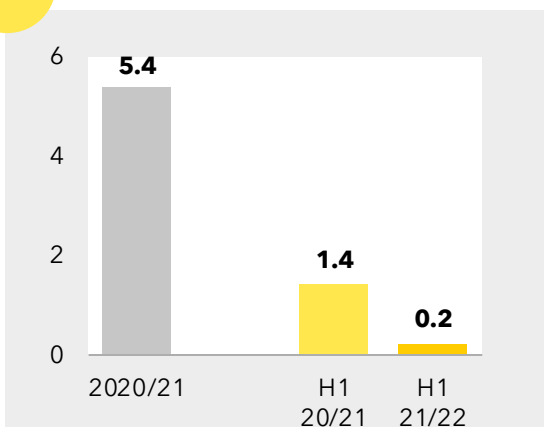
## EBIT, EBIT margin.



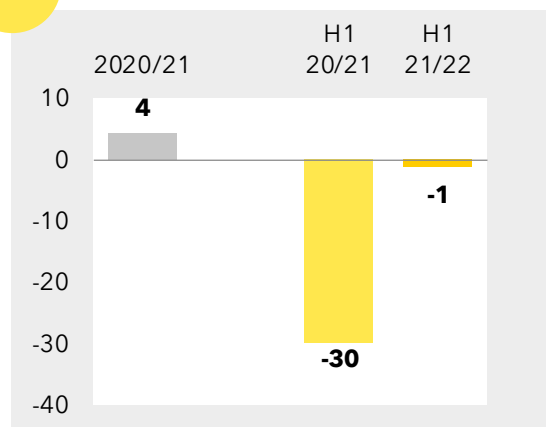
## Result for the period.



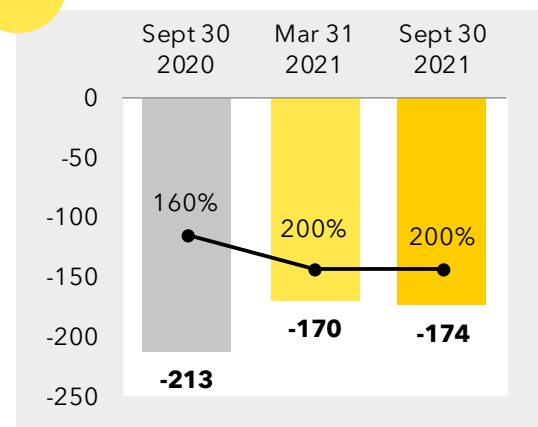
## Net CAPEX.



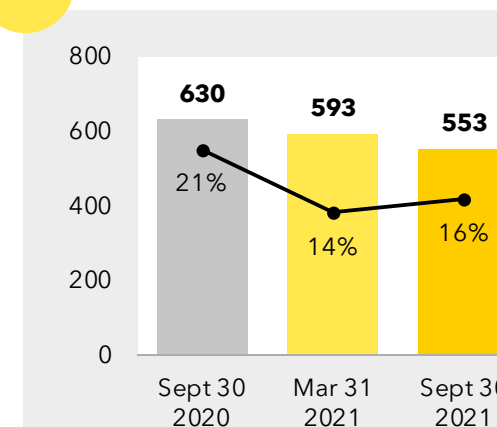
## Free cash flow.



## Net debt, gearing.



## Balance sheet, equity ratio.



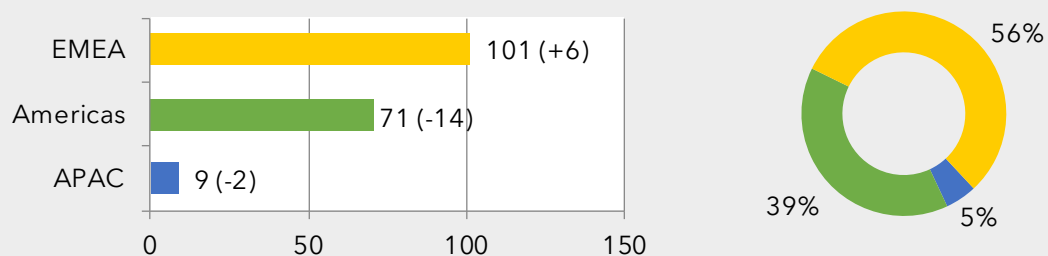
# Segment results.

All figures in € million unless otherwise stated.

## TOLLING.

	2020/21	H1 2020/21	H1 2021/22	+/-
Revenues	358	191	181	-5%
Implementation	100	66	39	-42%
Operations	188	90	111	23%
Components	71	35	31	-9%
EBIT	-117	-52	1	> 100%
EBIT margin	-33%	-27%	1%	28pp

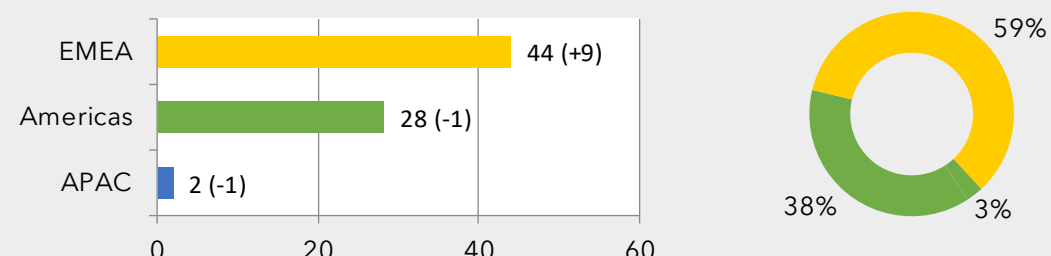
### Revenues by region



## TRAFFIC MANAGEMENT.

	2020/21	H1 2020/21	H1 2021/22	+/-
Revenues	147	67	74	11%
Implementation	65	31	31	-2%
Operations	76	34	41	21%
Components	5	2	3	32%
EBIT	-6	-6	9	> 100%
EBIT margin	-4%	-9%	13%	21pp

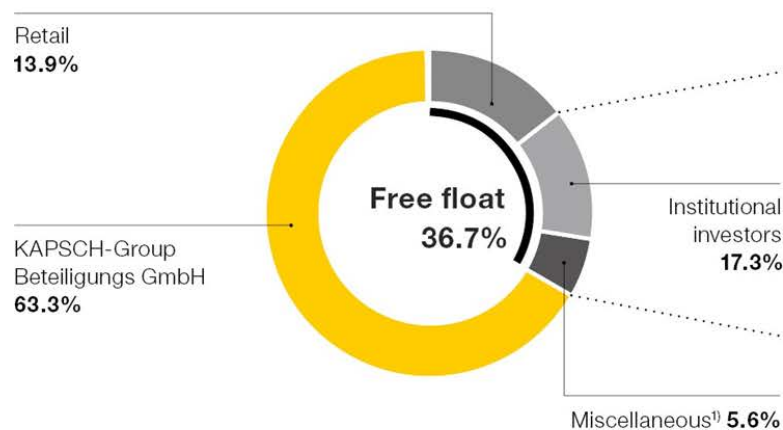
### Revenues by region





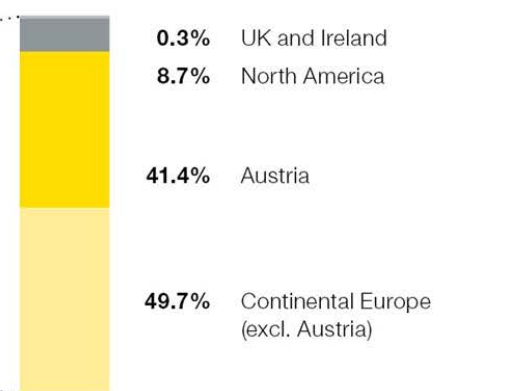
# Kapsch TrafficCom share.

## Shareholder structure



<sup>1)</sup> Trading positions and unidentified shareholders.

## Institutional investors by region



Source: Shareholder survey from April 2021, participation notice, estimates by Kapsch TrafficCom

## Research coverage\*

Erste Group	
Accumulate	€ 17.50
RBI (Raiffeisen Bank Intern.)	
Hold	€ 17.00
ODDO BHF/FMR	
Hold	€ 18.00

\* As per October 31, 2021.

## Select events

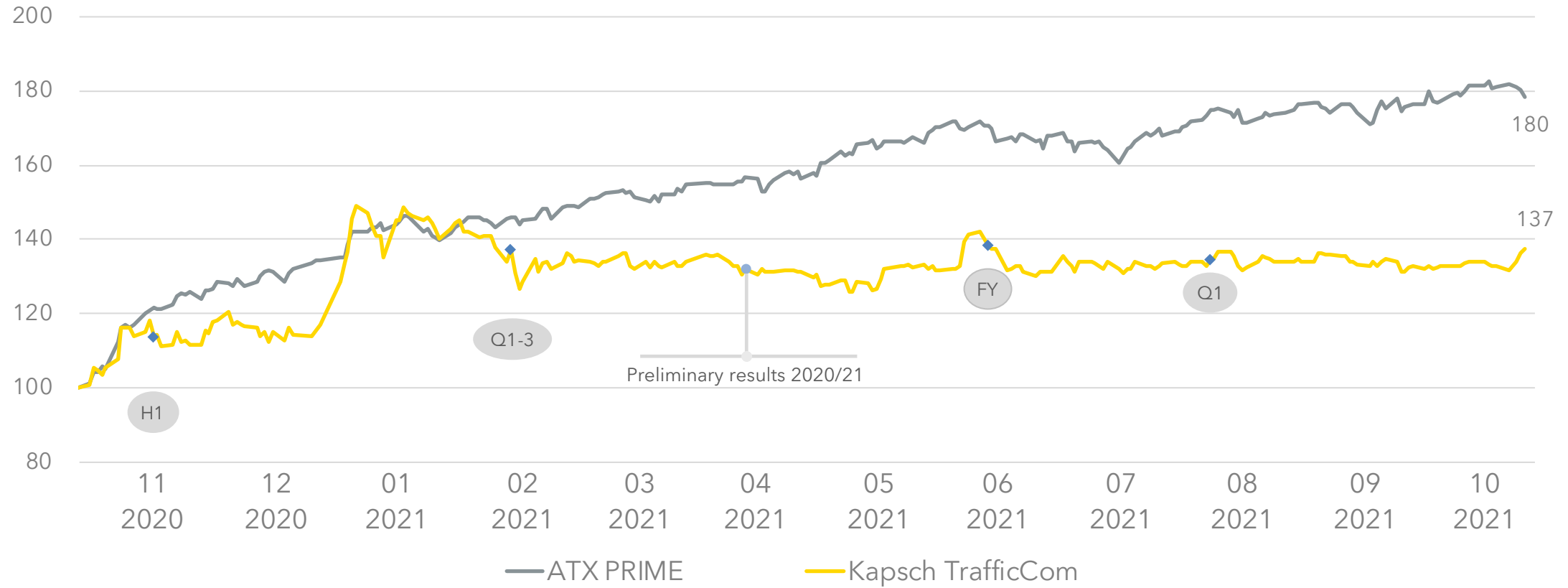
February 23, 2022	Q1-Q3 results
June 15, 2022	2021/22 results
More information:	<a href="http://www.kapschtraffic.com/ir">www.kapschtraffic.com/ir</a>

## Basic information

Listed in Vienna, Prime Market, since 2007	ISIN: AT000KAPSCH9
Capital increase in 2011	Reuters: KTCG.VI
Total of 13 million shares	Bloomberg: KTCG AV

# Share price development (last 12 months).

Kapsch TrafficCom and ATX Prime.



# USP.

*What makes Kapsch TrafficCom unique?*

- About 130 years in the electronics industry
- Close to customers
- Ability to develop tailored solutions - proven track record
- Deep and comprehensive domain know-how
- Broad variety of technologies, prime quality
- Integrated, one-stop-shop
- Only real global player in tolling (best practice, risk diversification)
- Scale
- Listed (transparence, access to capital)
- Shareholder interests secured on the Executive Board by CEO Georg Kapsch

## **Key differentiators.**



**Domain know-how.**



**Innovator.**



**One-stop-shop.**



**Global player.**



## **Hans Lang**

Investor Relations & Compliance Officer

Kapsch TrafficCom AG

Am Europlatz 2

1120 Vienna, Austria

[www.kapschtraffic.com/IR](http://www.kapschtraffic.com/IR)

**Email:** [ir.kapschtraffic@kapsch.net](mailto:ir.kapschtraffic@kapsch.net)

**Phone:** +43 50811 1122

**Please Note:**

The content of this presentation is the intellectual property of Kapsch TrafficCom AG and all rights are reserved with respect to the copying, reproduction, alteration, utilization, disclosure or transfer of such content to third parties. The foregoing is strictly prohibited without the prior written authorization of Kapsch TrafficCom AG. Product and company names may be registered brand names or protected trademarks of third parties and are only used herein for the sake of clarification and to the advantage of the respective legal owner without the intention of infringing proprietary rights.

# Dividends.

## **Dividend policy\***

- At least the higher of 1/3 of the earnings per share (EPS) and € 1.
- Depending on economic development, the market environment and capital needs for upcoming projects, the dividend payment can be higher or lower. ...
- ... However, within a reference period of 3 years, the company aims at paying out an average annual dividend of at least € 1.

\* As of November 29, 2016. Suspended until further notice as per Oct. 2020

<b>Year</b>	<b>Dividend per share</b>	<b>Earnings per share</b>	<b>Reference financial year</b>	<b>Payout ratio</b>
2018	€ 1.50	€ 2.21	2017/18	68.0%
2019	€ 1.50	€ 3.68	2018/19	40.8%
2020	€ 0.00	€ < 0	2019/20	0.0%
2021	€ 0.00	€ < 0	2020/21	0.0%



# Kapsch TrafficCom's offices.

As of March 31, 2021.



# The emergence of Kapsch TrafficCom.

About 130 years in the ever-changing electronic industry.

**1892**

**Kapsch founded**

**1991**

**Tolling division at Kapsch.**

Toll collection division within Kapsch Aktiengesellschaft

**1995**

**Pioneer.**

Contract for the realization of the nationwide Ecopoint System, the world's 1st emissions-based TMS

**1999**

**Pioneer ETC.**

Launch of world's 1st MLFF ETC system for an urban motorway on Melbourne City Link in Australia.

**2002**

**Kapsch TrafficCom founded.**

Kapsch Aktiengesellschaft restructured from which Kapsch TrafficCom emerged as a separate legal entity within the Group.

**2004**

**Pioneer MLFF.**

Austria introduces the national truck road user charging system: the worldwide 1st nationwide multi-lane free-flow system on major highways

**2007**

**IPO of Kapsch TrafficCom.**

## Select products of Kapsch throughout the years

- > Morse telegraph devices
- > Telephones (fixed and mobile)
- > Capacitors and dry batteries
- > Radios, incl. portable radios
- > TVs (black & white, later color)
- > Telecom networks



## **// We make traffic solutions intelligent.**

Why is this so important to us?

- >** Because we want you to reach your destination quickly, comfortably, and safely.
- >** Because we want to protect the environment.